



*selection*

GUIDE



**KitchenCraft**<sup>®</sup>  
CABINETS

## Let's nest.

Our homes have become our sanctuary - a place where we escape the pressures of everyday life. So it only makes sense that the centre of your home, your kitchen, evokes that feeling of comfort every day.

This door style and finish guide walks you through the many options available in our colour palette. Remember, your selections are all about creating a refuge that's just for you - so yes, you can incorporate two different colours. Can you mix a painted kitchen with a stained island? Absolutely you can!

Embody every element in your kitchen, and in your home, that brings you joy. Let's nest.



### **INTERACTIVE DOOR VISUALIZER:**

Explore different door style and finish combinations at [kitchencraft.com/products](https://kitchencraft.com/products)



WOOD SHAKER DOORS



WOOD WIDE RAIL SHAKER DOORS

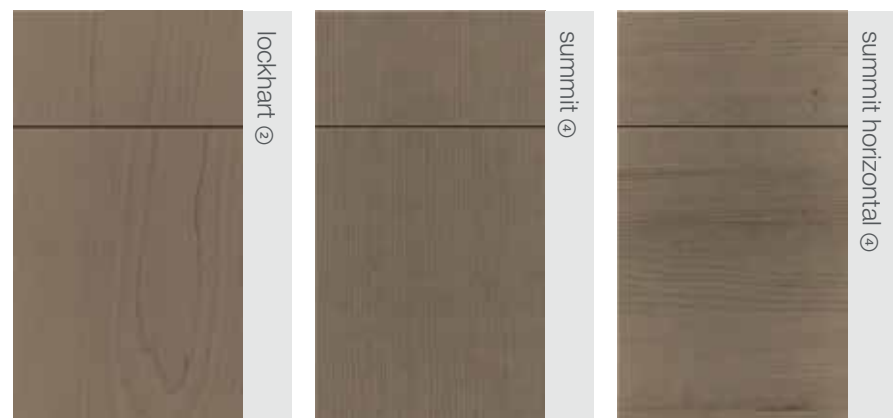


① Available in Cherry, Rustic Alder, Maple, Oak, Rift

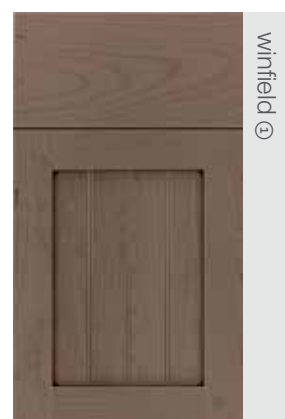
WOOD RAISED PANEL DOORS



WOOD SLAB DOORS



WOOD BEADED PANEL DOOR




- ① Available in Cherry, Rustic Alder, Maple, Oak, Rift
- ② Available in Cherry, Rustic Alder, Maple, Oak
- ③ Available in Cherry, Maple, Oak, Rift
- ④ Available in Bamboo, Rift

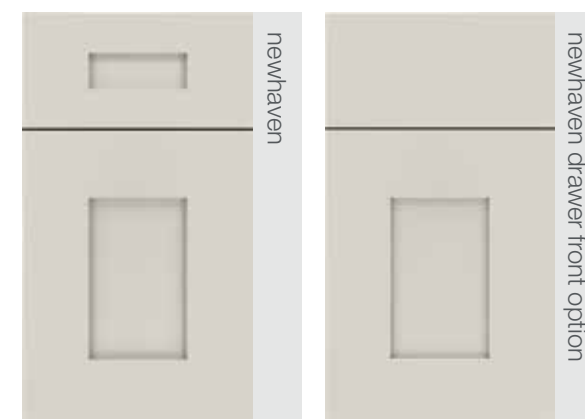
MDF SHAKER DOORS



MDF SLAB DOOR




MDF WIDE RAIL SHAKER DOORS




MDF RAISED PANEL DOORS




MAPLE AND MDF PREMIUM OPAQUE FINISHES\*



MAPLE AND MDF PREMIUM OPAQUE GLAZES\* ①



MAPLE AND MDF PREMIUM HAND BRUSHED FINISHES\*



◀ INTERACTIVE DOOR VISUALIZER:

Explore different door style and finish combinations at [kitchencraft.com/products](http://kitchencraft.com/products)

① Not available on Maple Lockhart and Maple Summit

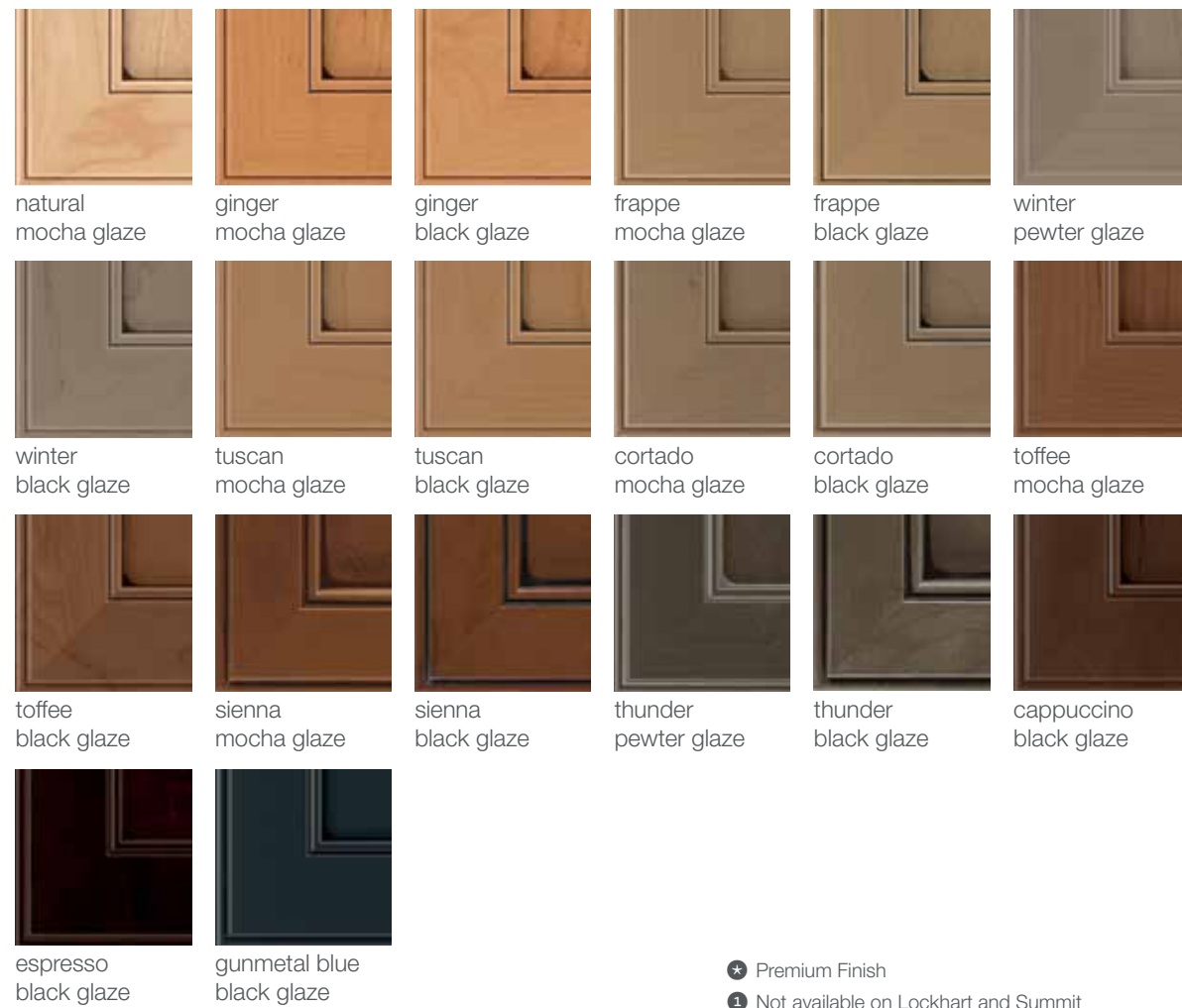
② Only available on Maple

\* When a painted finish is specified, the center panel may be constructed of Medium Density Fiberboard (MDF). MDF provides a smoother finish when painted, and is more resistant to warping, expansion, and contraction.

MAPLE STANDARD STAIN FINISHES

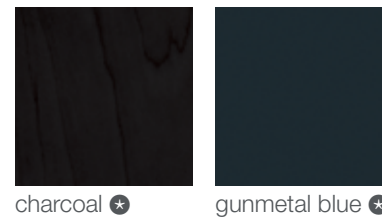


MAPLE PREMIUM STAIN GLAZES ①




- ★ Premium Finish
- ① Not available on Lockhart and Summit
- ② Only available on Rift door style

MAPLE PREMIUM STAIN FINISHES




OAK AND RIFT STANDARD & PREMIUM STAIN FINISHES



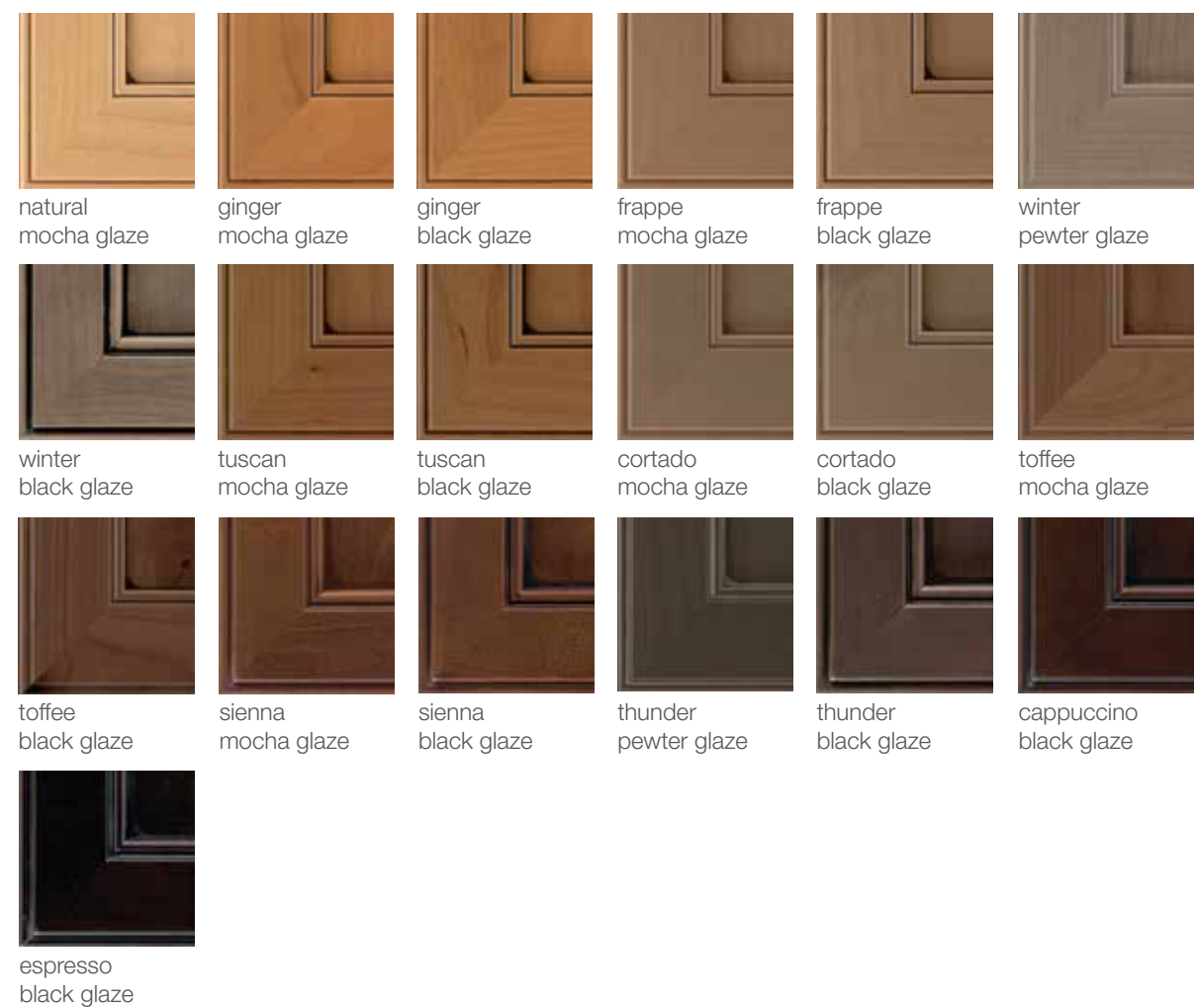
RIFT PREMIUM HAND BRUSHED FINISHES




RUSTIC ALDER STANDARD AND PREMIUM STAIN FINISHES



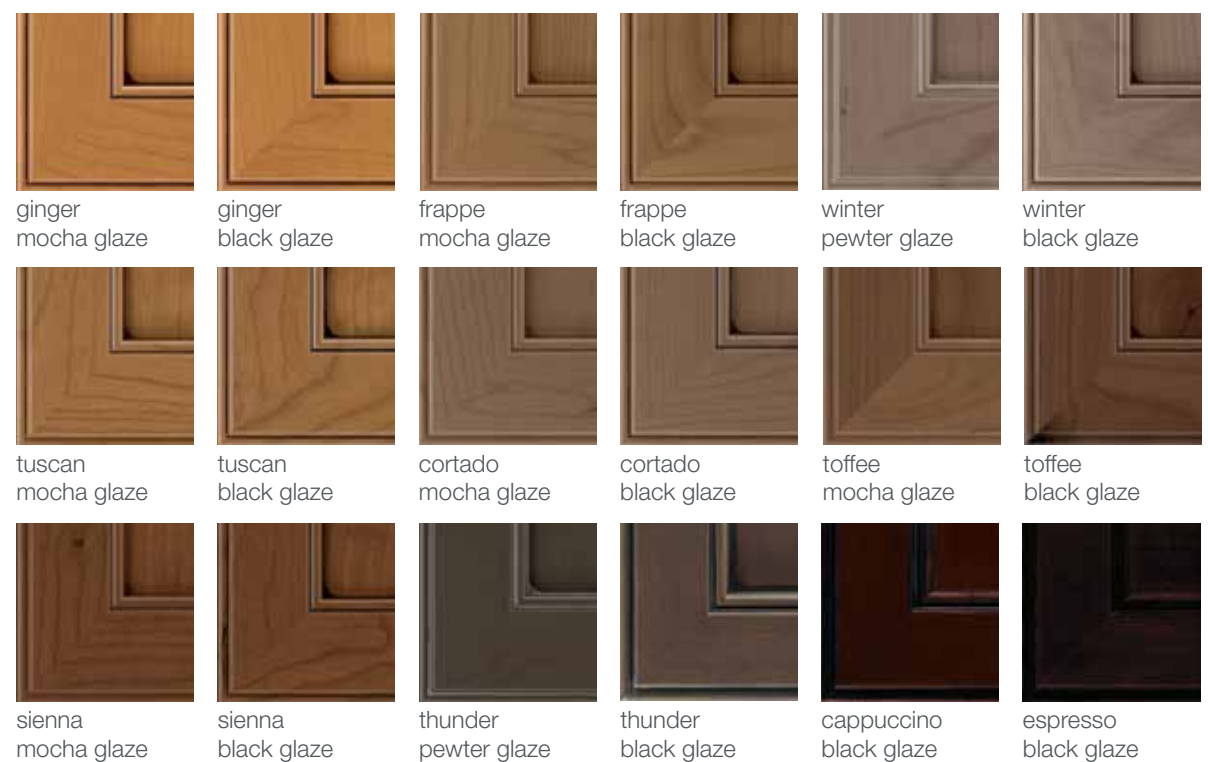
RUSTIC ALDER PREMIUM STAIN GLAZES ①



CHERRY STANDARD AND PREMIUM STAIN FINISHES




CHERRY PREMIUM STAIN GLAZES ②



- \* Premium Finish
- ① Not available on Lockhart
- ② Not available on Lockhart and Summit


## BAMBOO SLAB DOOR



## BAMBOO STANDARD & PREMIUM STAIN FINISHES



natural frappe winter tuscan cortado thunder



charcoal\*

## PURESTYLE™ SHAKER DOORS



## PURESTYLE STANDARD SATIN FINISHES



satin white satin sleet

## PURESTYLE PREMIUM TEXTURED WOODGRAIN FINISHES



woodgrain textured driftwood woodgrain textured tidepool woodgrain textured catamaran



### ◀ INTERACTIVE DOOR VISUALIZER:

Explore different door style and finish combinations at [kitchencraft.com/products](http://kitchencraft.com/products)



THERMOFOIL SLAB DOORS



THERMOFOIL BEADED PANEL DOORS




THERMOFOIL SHAKER DOORS




THERMOFOIL RAISED PANEL DOORS




THERMOFOIL STANDARD TEXTURED FINISHES ①




THERMOFOIL PREMIUM SATIN FINISHES ①




THERMOFOIL PREMIUM WOODGRAIN FINISHES



THERMOFOIL PREMIUM TEXTURED WOODGRAIN FINISHES



THERMOFOIL PREMIUM GLOSS ②




① Not available on Soho Horizontal  
② Only available on Soho

### MELAMINE SLAB DOORS




### MELAMINE STANDARD FINISHES 1



### MELAMINE PREMIUM WOODGRAIN FINISHES




### MELAMINE PREMIUM TEXTURED WOODGRAIN FINISHES




1 Not available on Contempra Horizontal

### ACRYLIC SLAB DOORS




3D aluminum look edge




two part layered edge

### ACRYLIC PREMIUM 3D ALUMINUM LOOK EDGE FINISHES



### ACRYLIC PREMIUM TWO PART LAYERED-BRUSHED ALUMINUM LOOK EDGE FINISHES



### INTERACTIVE DOOR VISUALIZER:

Explore different door style and finish combinations at [kitchencraft.com/products](http://kitchencraft.com/products)

ALUMINUM FRAME DOORS



DOOR PROFILE OPTION




profile 2      profile 3      profile 7

DOOR FRAME FINISHES



natural aluminum      brushed stainless

STANDARD GLASS INSERT OPTIONS



clear      listral      reeded      satin

METALLIC FINISH INSERT OPTION



aluminum      brushed stainless      platinum ice

BACK PAINTED GLASS INSERT OPTIONS



white gloss      sand gloss      slate gloss      black gloss  
white matte      sand matte      slate matte      black matte



# peace of mind

When it's your forever home, the physical structure and rigidity of your cabinets should be first and foremost. That's why Kitchen Craft provides durability you can count on. We stand behind the craftsmanship of each cabinet with a Lifetime Warranty. Rest assured, your investment is protected for as long as you own your home.



### BUILT WITH CONFIDENCE

All Kitchen Craft base cabinets feature full extension, hardwood dovetail drawer boxes with undermount SmartStop™ guides. You're guaranteed a gentle close everytime!

## specifications

		STANDARD	ALL PLYWOOD UPGRADE*
SIDES	5/8" furniture board sides	•	
	5/8" plywood* sides		•
TOP & BOTTOM	5/8" furniture board top and bottom	•	
	5/8" plywood* top and bottom		•
BACK	3/16" hardboard back with 5/8" thick mounting strips	•	
	3/16" plywood* back with 5/8" thick mounting strips		•
SHELVES	5/8" adjustable furniture board shelves	•	
	5/8" adjustable plywood* shelves		•
INTERIOR	White or Natural melamine cabinet interior	•	
	Natural plywood* cabinet interior		•
HINGE**	Fully concealed, six-way adjustable Smart Stop™ soft-closing hinge	•	•
	170° hinge	Upgrade	Upgrade
DRAWER**	Hardwood dovetail drawer with undermount, full extension SmartStop™ guides	•	•
	Metal drawer with with undermount, full extension SmartStop™ guides	Optional	Optional



\*\* Downgrade to Basic Modifications also available:

**HINGE** Non-soft close hinge

**DRAWER** Melamine drawer with 3/4 extension, Non-soft close

Melamine drawer with full extension SmartStop™ guides

### ALL PLYWOOD UPGRADE

\* All plywood components meet ANSI/HPVA HP-1 standards and may contain MDF or particleboard.



# KitchenCraft<sup>®</sup>

CABINETRY

Styles, product availability and construction may vary slightly from those shown in this catalog due to material availability and/or design evolution. Specifications are subject to change without notice. For more details, see [www.kitchencraft.com](http://www.kitchencraft.com) or contact your designer.

Product photography and illustrations have been reproduced as accurately as printing technologies permit. To ensure highest satisfaction, we strongly recommend you view an actual sample for best colour, wood grain and finish representation.



**National Forest  
Foundation**



Part of the  
MasterBrand<sup>™</sup>  
Family

**kitchencraft.com**  
#KitchenCraftCabinetry  
©2019 MasterBrand Cabinets, Inc.

MSKCDSF1219  
2019-12/BTL/13M